



GRAMIN KRISHI MAUSAM SEWA (GKMS)
INDIA METEOROLOGICAL DEPARTMENT, MINISTRY OF EARTH SCIENCES
ODISHA UNIVERSITY OF AGRICULTURE AND TECHNOLOGY
BHUBANESWAR -751 003



Dr. T. R Mohanty
Nodal Officer

Week No. 40

No. -964 (Eng. Bulletin)
Dt. - 06.10.2025






District - Khordha (East and South-Eastern Coastal Plain Agroclimatic Zone)

Past Week Weather in Khordha (30/09/2025 to 06/10/2025)		
Maximum Temperature (°C)	Minimum Temperature (°C)	Rainfall (mm)
32.7	25	91.9

Crop Condition:

- Kharif rice is in panicle initiation to flowering stage.
- Non-paddy crops like Maize, Ragi, Pulses, Oilseeds and Vegetables are also in reproductive stage. Sugarcane is in grand growth stage. Overall crop condition is Normal.

Weather Forecast for Khordha from 07-10-2025 to 11-10-2025 (Given by Met. Centre, IMD, Bhubaneswar)

Weather Parameters	Day-1	Day-2	Day-3	Day-4	Day-5
Rainfall & Sky Condition					
	Light rain with generally cloudy sky	Light rain with generally cloudy sky	Light rain with generally cloudy sky	Light rain with generally cloudy sky	Light rain with generally cloudy sky
Maximum Temperature (°C)	33	33	34	34	35
Minimum Temperature (°C)	26	26	26	27	27
Morning Relative Humidity (%)	91	92	92	89	89
Afternoon Relative Humidity (%)	67	65	68	65	63
Wind Speed (Km/h)	3	4	4	5	5
Wind Direction	315	307	331	328	339

As per the forecast received from IMD, the district of Khordha may likely to receive light rainfall for the next five days. The sky condition may remain generally cloudy until Saturday. In the next five days, the wind may blow at speed of 03 - 05 km/h. The daily maximum and minimum temperatures will likely remain between 33-35°C and 26-27°C, respectively.

Agromet Advisory

- ❖ As per the district level weather forecast issued by IMD, the district of Khordha may likely to receive light rainfall for the next five days.
- ❖ Yellow warning has been issued by IMD, Bhubaneswar for thunderstorm with lightning accompanied with gusty surface wind speed reaching 30-40 kmph are expected for next five days, so farmers are advised not to stay in open fields, near trees, or water bodies during thunderstorms. If no shelter is available, crouch low with your feet together in an open area. Unplug farm equipment, motors, and irrigation pumps to avoid damage. Avoid touching electrical wires, metal fences, and mobile phones in open areas. Avoid touching electrical wires, metal fences, and mobile phones in open areas.
- ❖ If paddy crop is affected by submergence then don't apply nitrogenous fertilizer immediately and wait for new tiller to come.
- ❖ Make necessary drainage arrangement to drain out excess water from nonpaddy field and vegetable nursery.
- ❖ Keep your crop field free from weed to minimize the incidence of diseases and pests.
- ❖ There are chances of incidence of both fungal and bacterial diseases like leaf blight, wilt, and rot in different standing crops. To manage these diseases, spray (Metalaxyl+ Mancozeb) 2-gram/litre of water or (Carbendazim+ Mancozeb) 2-gram/litre of water along with Plantomycin @ 1-gram/ litre of water in clear weather.
- ❖ Keep the animal sheds clean and dry. Provide sufficient foods and water to animals.
- ❖ If the Poultry bird is 3-4 weeks old then go for Vaccination against Ranikhet disease.

General Advisory

Crop	Stage	Advisory
PADDY	Panicle Initiation / flowering	<ul style="list-style-type: none"> ❖ <u>BPH and WBPH Management-</u> The present weather condition is favourable for Brown Plant Hopper (BPH) and White Backed Plant Hopper (WBPH) infestation in paddy. For control BPH and WBPH in paddy avoid excess use of nitrogenous fertilizer. Do not keeping standing water in the field for longer period. Alter the micro-climate of the rice field by alternate wetting and drying technique. Make alleys at 6 feet spacing for sunlight entry and proper aeration below the crop zone. ❖ <u>Case Worm</u> Case worm attack is observed in some farmer's field and in severe cases farmers are advised to spray Fipronil 5% SC @ 400ml or Profenofos 50% EC @ 400ml per 200 liters of water per acre under clear weather.
BLACK GRAM AND GREEN GRAM	Reproductive stage	<ul style="list-style-type: none"> ❖ <u>Powdery mildew disease management</u> Small patches of white powder coating initially develop on both surfaces of older leaves. The diseased areas turn brown and dry leading to premature defoliation and death. Treat the seeds with Carbendazim @ 2 gram/ kg of seeds. For biological control spray <i>Trichoderma viridae</i> 5 % L @ 1 ml/lit of water. After receding of rain for chemical control spray Triadimefon 25% WP @ 200 g or Sulphur 80% powder @ 800-1000 gram or Penconazole 10% EC @100ml by mixing with 200 liters of water for 1 acre area.
SUGARCANE	Grand growth stage	<ul style="list-style-type: none"> ❖ <u>Grassy shoot disease</u> The plants appear bushy and 'grass-like' due to reduction in the length of internodes premature and continuous tillering. To manage this disease, select healthy and disease-free setts. Uproot and dispose the infected plants by burning. To manage the vector of the disease spray Thiamethoxam 25% W.G @ 40 gram/acre or Acetamiprid 20% S.P. @ 50 gram/acre or Imidacloprid 17.8% SL @ 60-ml/acre by mixing in 200 litres of water during clear weather condition.
COLE CROPS	Nursery	<ul style="list-style-type: none"> ❖ <u>Damping off</u> After receding of rain to prevent damping off disease in nursery, treat 1-kg of seeds with 2-gram Carbendazim 50% WP or 3-gram Carboxin 37.5%+ Thiram 37.5% D.S before sowing. After sowing drench, the bed soil with 2-gram Carbendazim mixed in 1- litre of water.
CUCURBITS	Fruiting	<ul style="list-style-type: none"> ❖ <u>Fruit fly</u> To manage fruit fly in cucurbits, prepare a poison bait by mixing 400- gram Jaggery and 8-ml Malathion or DDVP in 4-litre of water. Keep this mixture in Plastic cups or clay pots @80-nos/acre. The fruit flies will be attracted to this and eventually get killed by falling into the poison baits.
BRINJAL, TOMATO & CHILLI	Planting	<ul style="list-style-type: none"> ❖ <u>Fusarium wilt</u> After rainfall Fusarium wilt disease may appear on solanaceous vegetables like Brinjal, Tomato and Chilli. To prevent this disease drain out excess water from field. Uproot the affected plant and drench Metalaxyl8%+ Mancozeb64% WP @ 2gram per litre of water at root zone of plant during clear weather condition. In nursery, application of <i>Trichoderma harzianum</i> 1% WP or <i>Trichoderma viridae</i> 1.5 % WP @ 50gm / square meter area before sowing of seeds.
OKRA	Fruiting	<ul style="list-style-type: none"> ❖ <u>Yellow vein mosaic disease</u> To manage the vectors of Yellow vein mosaic disease in Okra, install 8-10 Nos of Yellow sticky traps starting from 10-12 DAS. After receding of rain spray neem-based pesticide (Neem Oil 1500 PPM @600-ml/acre by mixing it in 200-litre of water starting from 15-DAS. In case of severe infestation spray Thiamethoxam 25 % WG @ 40-gram/acre or Acetamiprid 20 % SP @ 50-gram/acre by mixing it in 200-litre of water.
ANIMAL HUSBANDRY		<ul style="list-style-type: none"> ❖ <u>Treatment of Parasitic diseases of cattle</u> If your domestic Animal is becoming off feed, weak, lackluster, diarrhoea, Milk production is low, dryness in eyes and appearance of bottleneck condition, there is every possibility of its being suffering from Parasitic infestation. These worms or Parasites reduce the vitality and productivity of the animals. Hence, the farmers are advised to make fecal sample examination of their animals at regular interval at the nearest LAC, Veterinary Dispensary.
PISCICULTURE		<ul style="list-style-type: none"> ❖ Drain out excess surface water from the pond. Proper care should be taken so that fishes do not come out of the pond. Apply mahua oil cake @ 2.5t/ha with 1 m depth of water to kill the predators and weed fishes in perennial ponds.

For better agricultural benefits use, **OUAT KALINGA** products (Seedlings, Saplings & QPM, Tissue Culture Plants, Fruits & Vegetables, Value Added Products, Fingerlings/ Yearlings, Poultry chicks, Breeds, Mushroom & Spawn, Bio-Fertilizer, Bio-Pesticides, Vermi & VermiCompost and Farm Implements).

IMD Weather forecast and Agro-meteorological advisory of Odisha location is now available on Meghdoot mobile app in English and Odia language.

Download: (Android: <https://play.google.com/store/apps/details?id=com.aas.meghdoot>)(iOS: <https://apps.apple.com/in/app/meghdoot/id1474048155>)

E-mail: aas_ouat@yahoo.com, WhatsApp: +91 76569 09765, Web Portal: <https://ouat.nic.in/agro-advisory-service>